




















# Year 3 MTP Reading Planning

## Women in Science



Week	Lesson Number	VAT Framework Focus	Key Learning	Input	Activity
1	1	 	KL: Predict using front covers.	<p>Show children the front cover.</p> <p><u>Discussions</u> Key Question Stems: what does the cover make you think of? What do you already know about .....? What would you like to know about.....?</p> <p><u>Modelled</u> Model discussing and proving your viewpoints in a conversation.</p>	<p><u>Shared</u> Children discuss their viewpoints with their partners.</p> <p><u>Independent</u> Children write their prediction using references to the front cover.</p>
2	2 Monday	 	KL: Read for pleasure	Read and Relax - Children to free read any books they like around the classroom.	
	3 Tuesday	 	KL: To use etymology to find a words meaning	<p>Show the children the contents, index and glossary pages.</p> <p>Skills: Words that are capitalised are names 'ology' – the study of something</p> <p><u>Modelled</u> Focus on using etymology to help find meaning 'ology' words. Show modelled example 'geomorphology'</p>	<p><u>Shared</u> As a class create a vocab grid for 'volcanology'</p> <p><u>Independent</u> Create a vocab grid for 'zoology'.</p>

3	4 Wednesday	   	KL: To read with expression	Recap – etymology.  Read pages 48-49 stopping to discuss vocabulary.	Echo read these pages.
	5 Thursday	 	KL: To find the meaning of words.	Read pages 90-91  <u>Modelled</u> Select 'primatologist' – use etymology to find the meaning and under the visualiser annotate the text.  Provide the meaning of 'etho' and 'anthrop' – children to define these words.	<u>Shared</u> In pairs, underline words that are unfamiliar.  As a class, define them together.
	6 Friday	 	KL: To answer questions about vocabulary	<u>Independent</u> Children to answer comprehension questions based on vocabulary and meaning.	
	7 Monday	 	KL: Read for pleasure	Read and Relax - Children to free read any books they like around the classroom.	
	8 Tuesday		KL: Retrieve information	Look at contents page.  How do we use this?  <u>Modelled</u> Use the contents page to find people as a class.	<u>Shared</u> Red and green cards to the 'yes' 'no' questions about the index and pages numbers.  <u>Independent</u> Children to answer the questions using the index.
	9 Wednesday	 	KL: Read with expression	Read pages 58-59.  Ask some retrieval questions about the text.	Echo read these pages
10 Thursday		KL: Retrieve information	Close read pages 108-109. Children to underline any key facts about Mae Jemison.	Children to answer questions about her.	

	11 Friday		KL: Answer questions about a text	<u>Independent</u> Children to answer comprehension questions based on retrieval. Pages 96-97.
--	--------------	--	-----------------------------------	--