



RSHE Year Two: Teaching Slides



Relationships and health education:
Boys and girls, families.

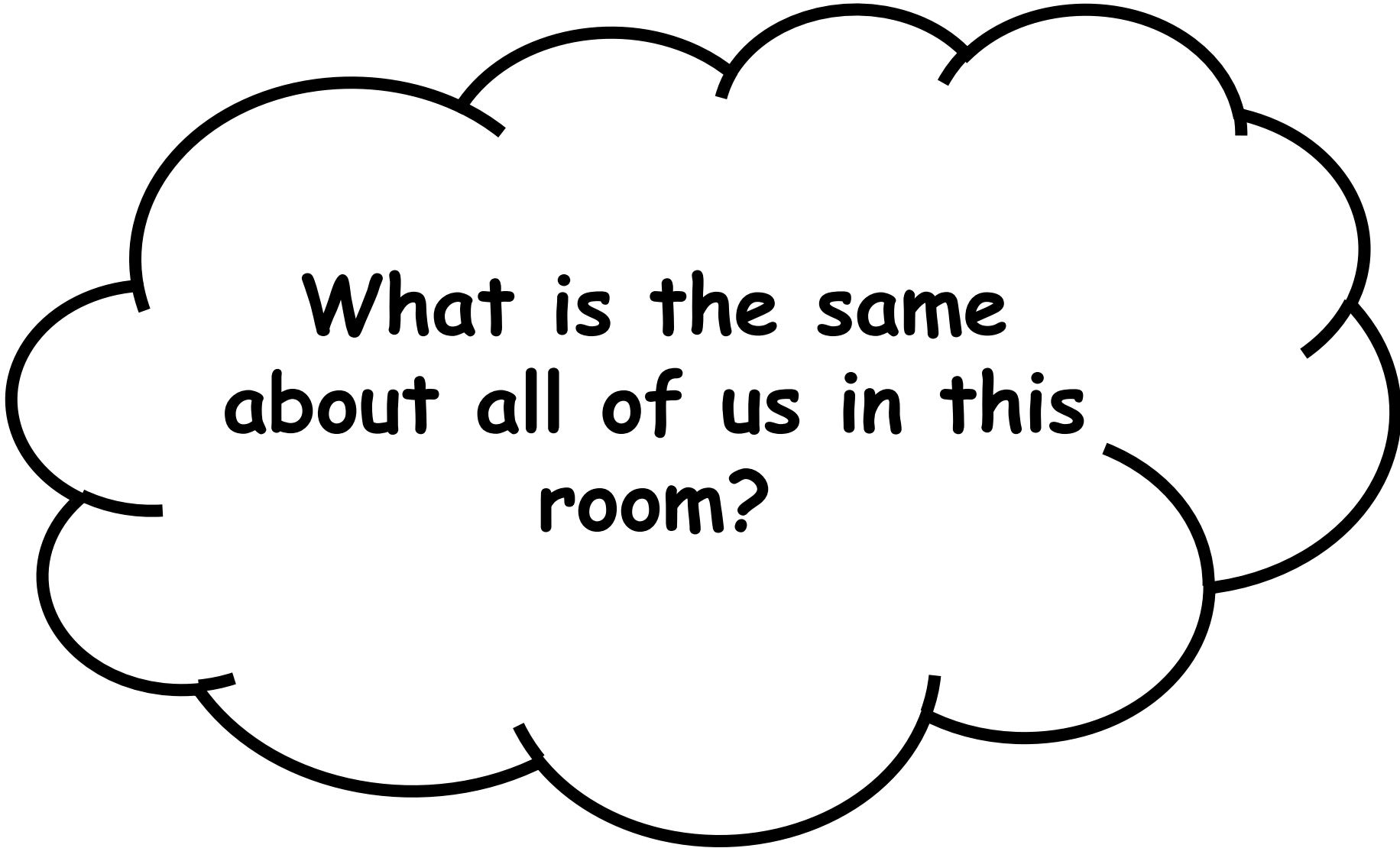


PSHE: Lesson 1

Key Learning: to understand and respect the differences and similarities between people.



Relationships and health education:
Boys and girls, families.



**What is the same
about all of us in this
room?**



**What makes us
different?**

A corkboard with a textured brown background. Eight rectangular sticky notes are pinned to the board. The top row has four notes: light green, light blue, yellow, and light blue. The bottom row has four notes: yellow, pink, light green, and yellow. Each note is secured by a small, round, colorful pushpin. In the center of the board is a white rectangular box with a thin black border containing the text "A difference between boys and girls is...".

A difference between
boys and girls is...

Look at the following cards and put them into these groups...

Boys

Both

Girls

Wear trousers



Activity picture card

Have short hair



Activity picture card

Have long hair




Activity picture card

Play sports



Activity picture card

Cry



Activity picture card

Like the colour blue



Activity picture card

Look after babies



Activity picture card

Like the colour pink



Activity picture card

Play with dolls



Activity picture card

Play sports



Activity picture card

Wear skirts



Activity picture card

Skip



Activity picture card




PSHE: Lesson 2

Key Learning: about the biological difference between male and female animals and their role in the life cycle.



Relationships and health education:
Boys and girls, families.

Your first task for today is to match the animals to their babies. The frog has already been done for you.



Animals



Young



Animals




Young



How do we know which one is male
and which one is female?



How do we know which one is male
and which one is female?



How do we know which one is male
and which one is female?



How do we
know which
one is male
and which one
is female?



How do
we know
which one
is male
and which
one is
female?



How do we
know which
one is male
and which one
is female?



So how can we tell
if an animal is a
boy or a girl?

Why do we need
to know if it is a
boy or a girl?





On post it notes finish the sentence...

A similarity between humans and animals is...

A difference between humans and animals is...



PSHE: Lesson 3

Key Learning: the biological differences between male and female children.

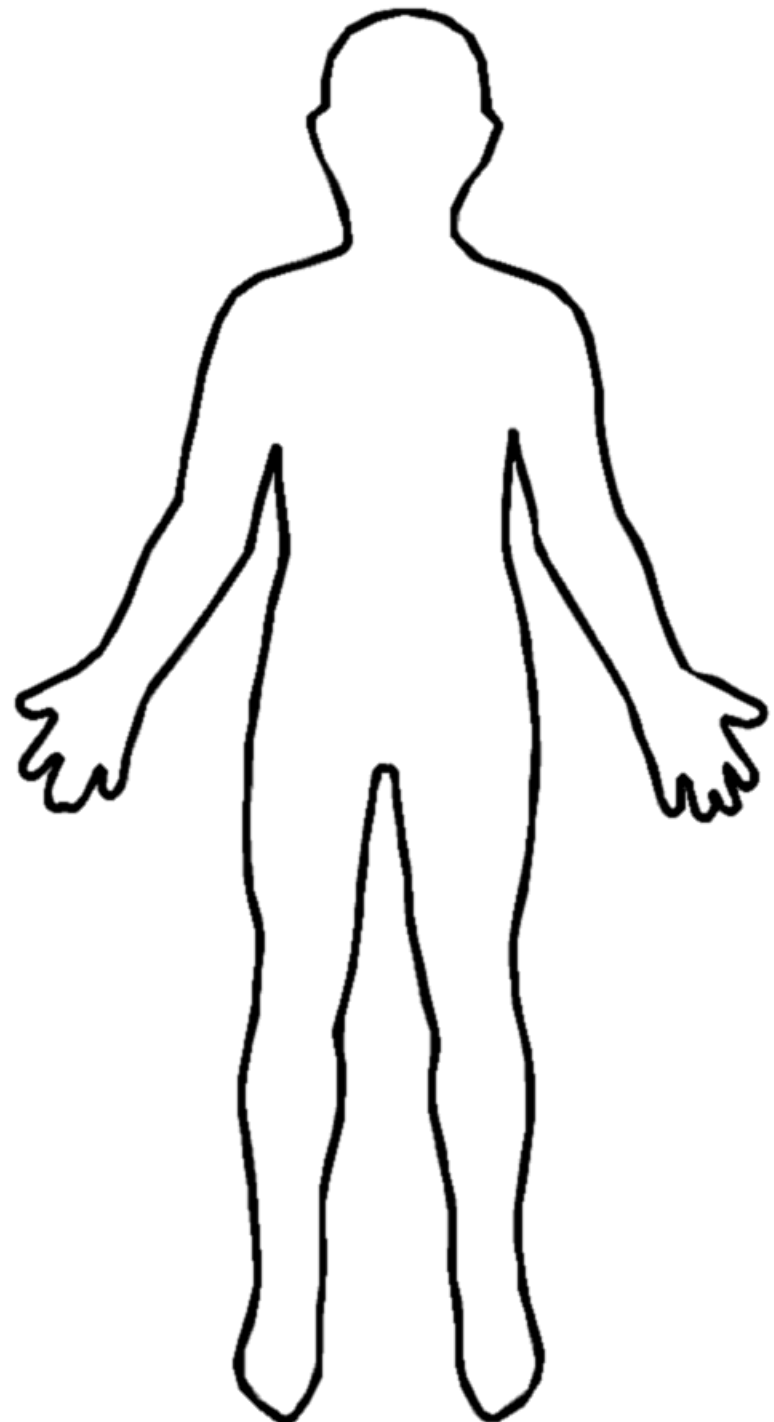


Relationships and health education:
Boys and girls, families.

Lets play Simon
says but the boys
can only follow what
Simon says and the
girls can only follow
what Samantha
says.



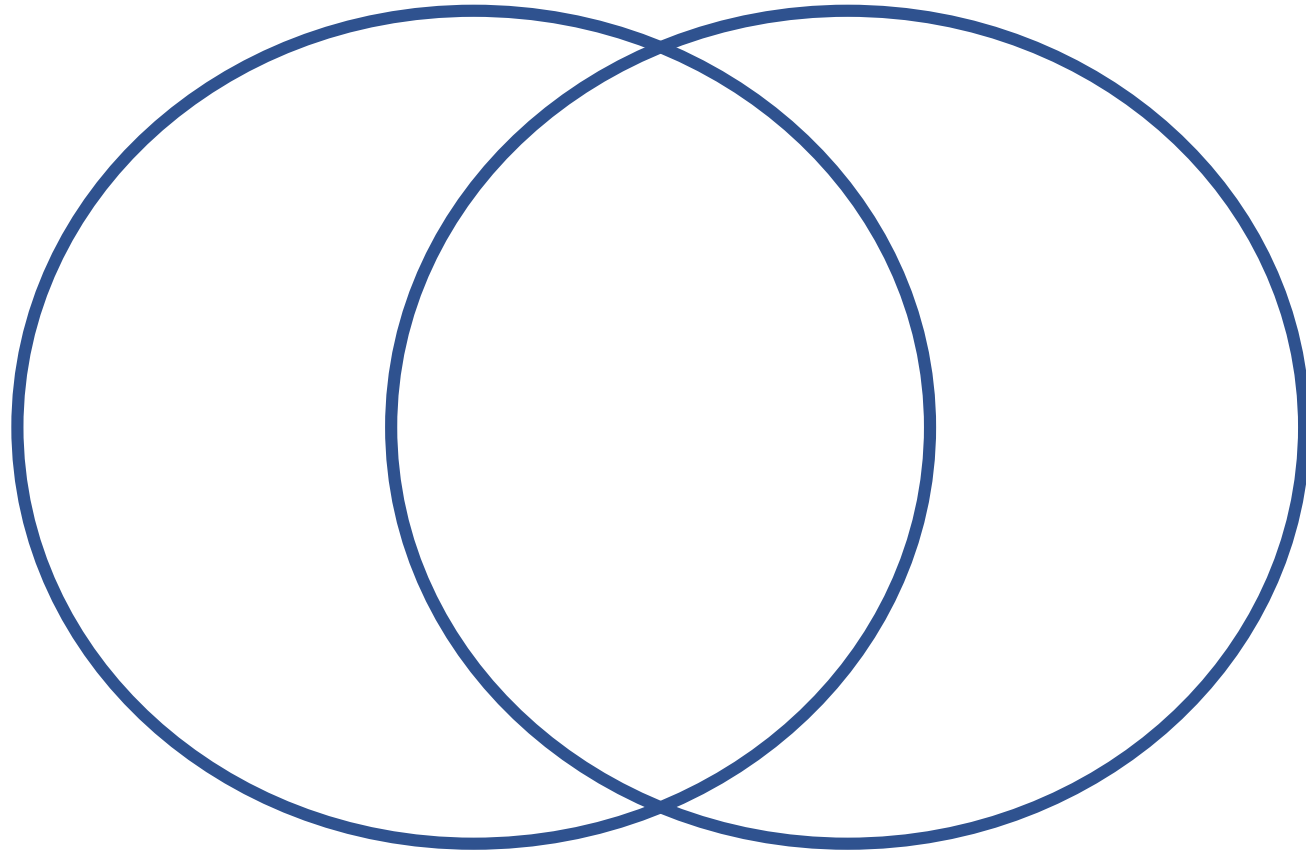
Lets have a think
about all the
different body
parts that we can
name.



If we look at two children with their school uniform on, one boy and one girl could we tell who is male and who is female?



You are going to have the body parts labelled
and you need to decide as a group do they
belong in the boy section, the girl section or
both.





[Parts of the Body Song - YouTube](#)



PSHE: Lesson 4

Key Learning: about growing from young to old and that they are growing and changing.



Relationships and health education:
Boys and girls, families.

See if you can put these pictures into order from youngest to oldest.



The Growing Story

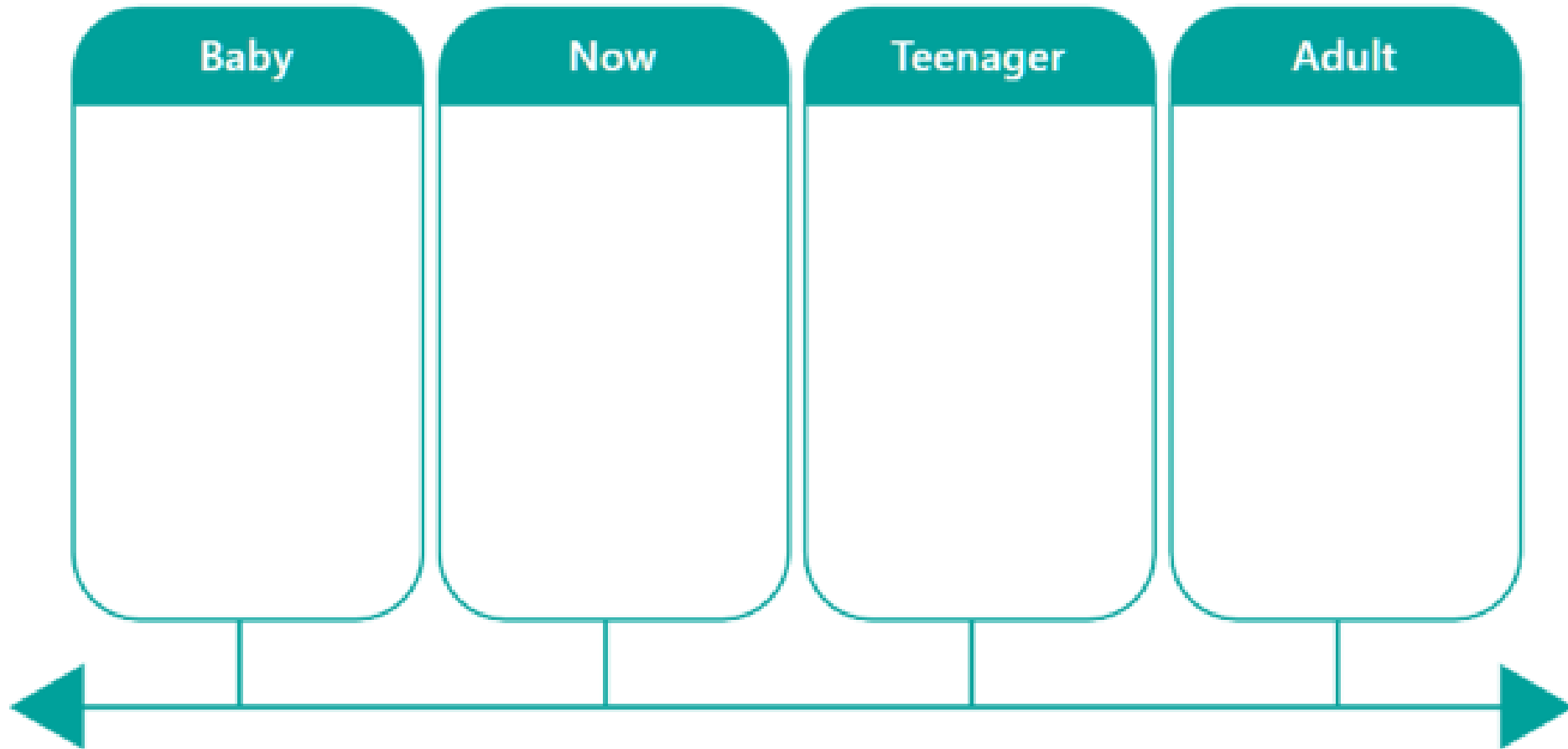


A timeless
classic from the
illustrator of
**WE'RE GOING
ON A BEAR
HUNT**

RUTH KRAUSS & HELEN OXENBURY

[Story Time with Miss Compton - The Growing Story - YouTube](#)

Can you make your own timeline?



Finish the sentence...

Growing and changing is good because








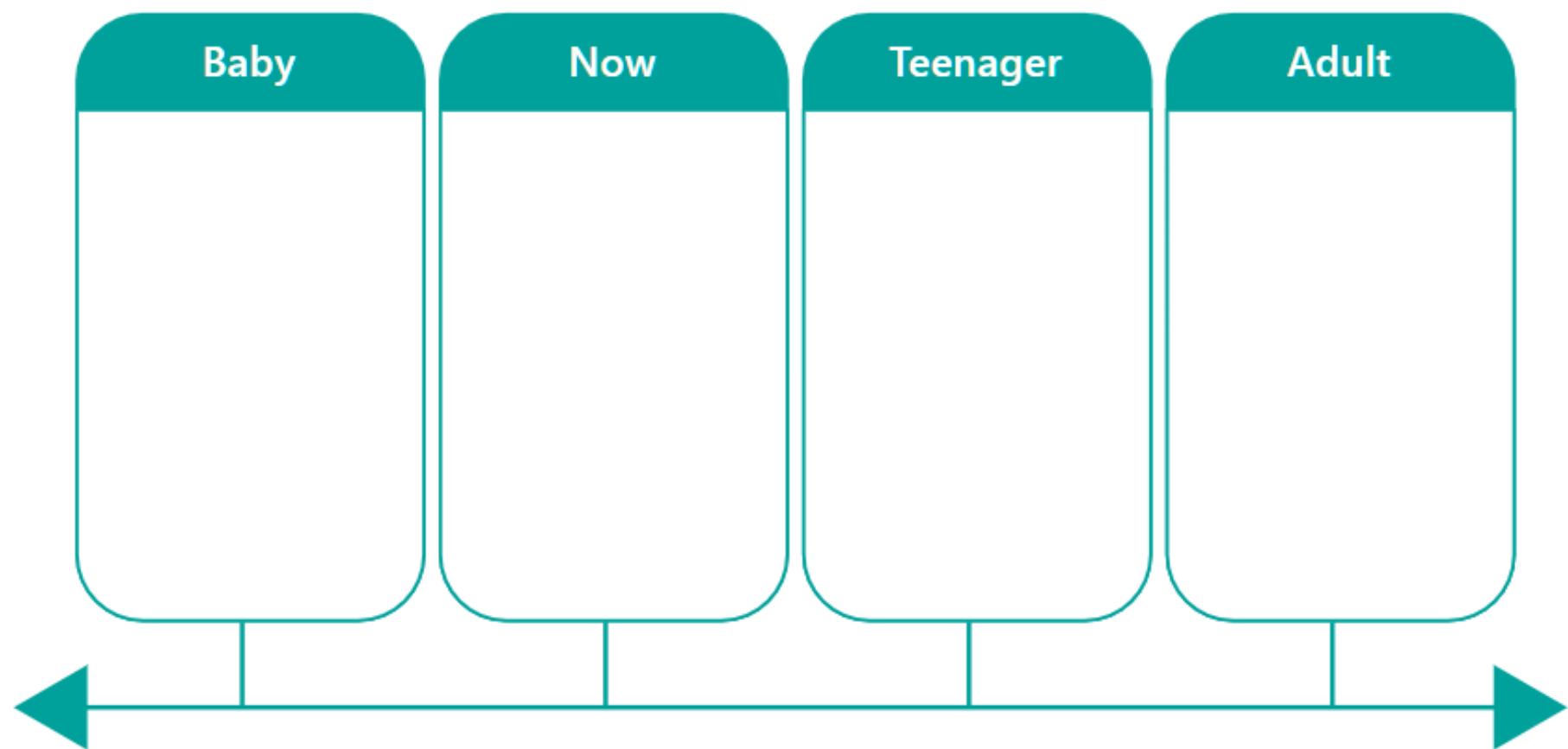














PSHE: Lesson 5

Key Learning: that everybody needs to be cared for and ways in which they care for others.



Relationships and health education:
Boys and girls, families.

Let's have a think what sort of care might somebody need at each stage of the human life cycle.



You will have a range of objects. They are all used to help care for someone else.

Who might use the object?

Why might they need it?

How it is used?

Now draw an object and write a few sentences about the person who uses it.

Question Time

What are ways
that we can care
for another
person?



The World Is Full of



BABIES!

How All Sorts of Babies
Grow and Develop



by **Mick Manning**
and **Brita Granström**

[The World is Full of
Babies by Mick
Manning and Brita
Granstrom -
YouTube](#)



PSHE: Lesson 6

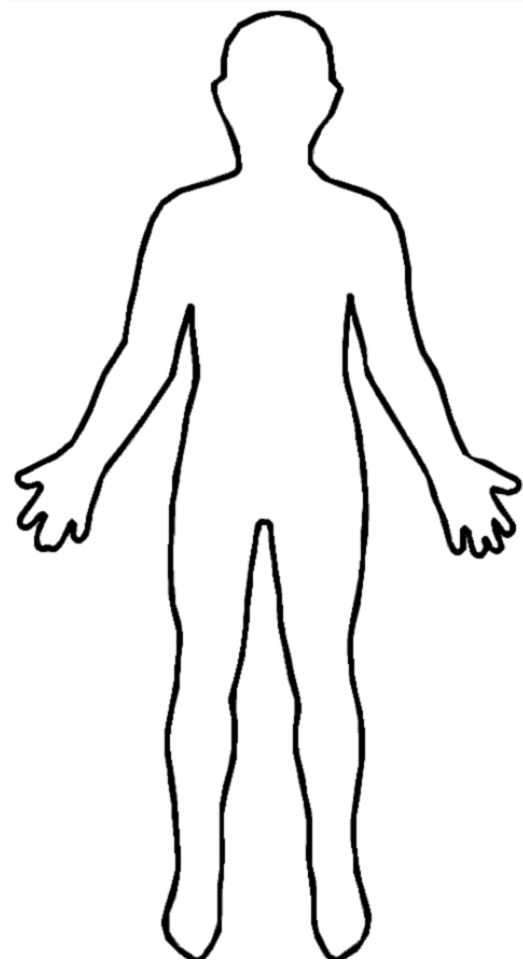
Key Learning: There are different types of families and everyone's home life is special.



Relationships and health education:
Boys and girls, families.

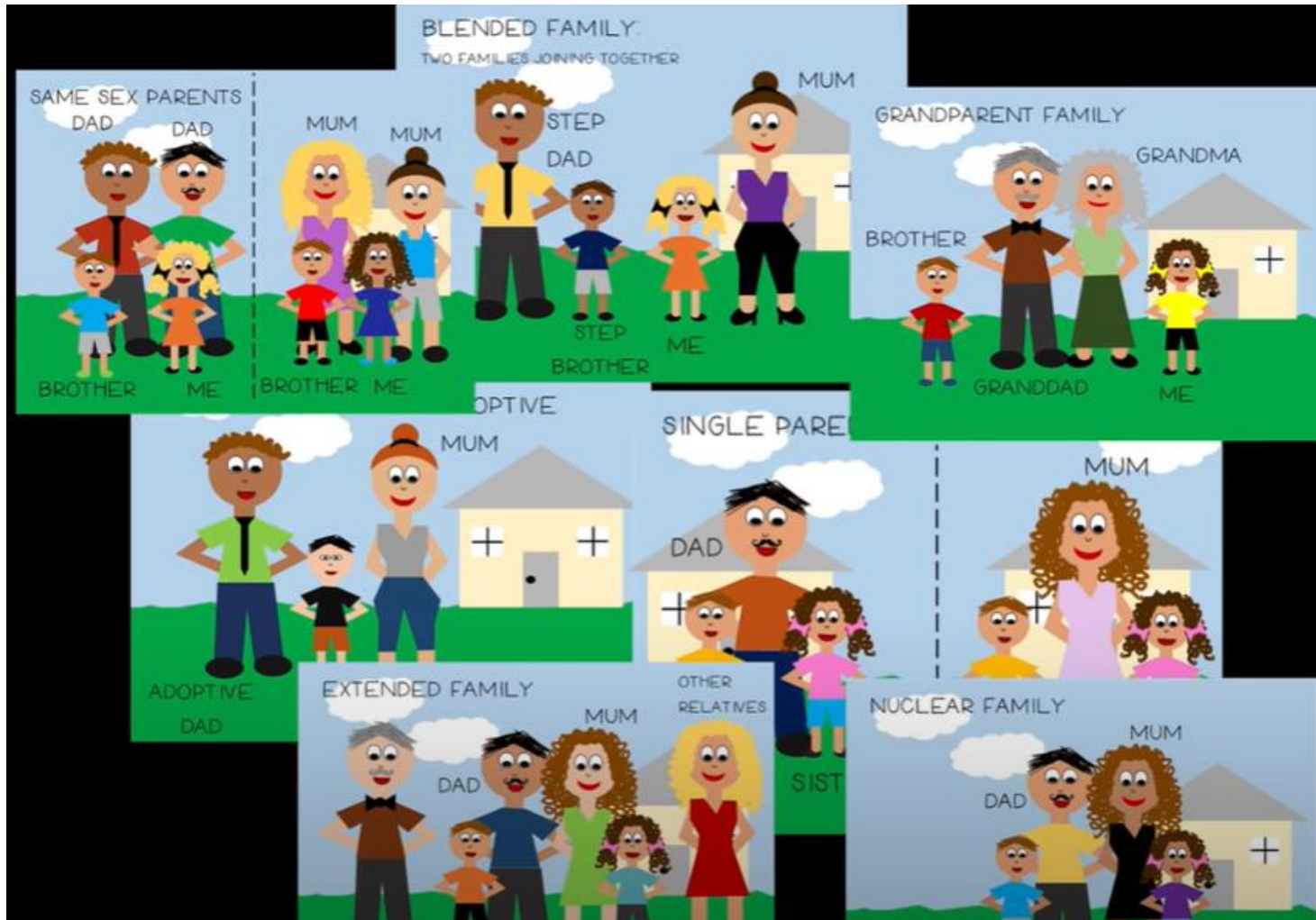
Words that relate to families

Sister



Step-mum

Families don't all look the same...



[Types of families video - YouTube](#)

An illustration of a penguin family on a sandy beach. Two adult penguins, one male and one female, are standing and looking towards the right. A small, fluffy chick is sitting in front of them, looking up at the female penguin. The background is a light blue sky and a sandy ground.

All kinds
of love
can make a
family

and tango makes three

by Justin Richardson
and Peter Parnell
illustrated by Henry Cole

[And Tango Makes Three |
Read Aloud Books for
Children - YouTube](#)

Over to you...

You are going to draw a picture of your own family and write sentences telling us about your family.

